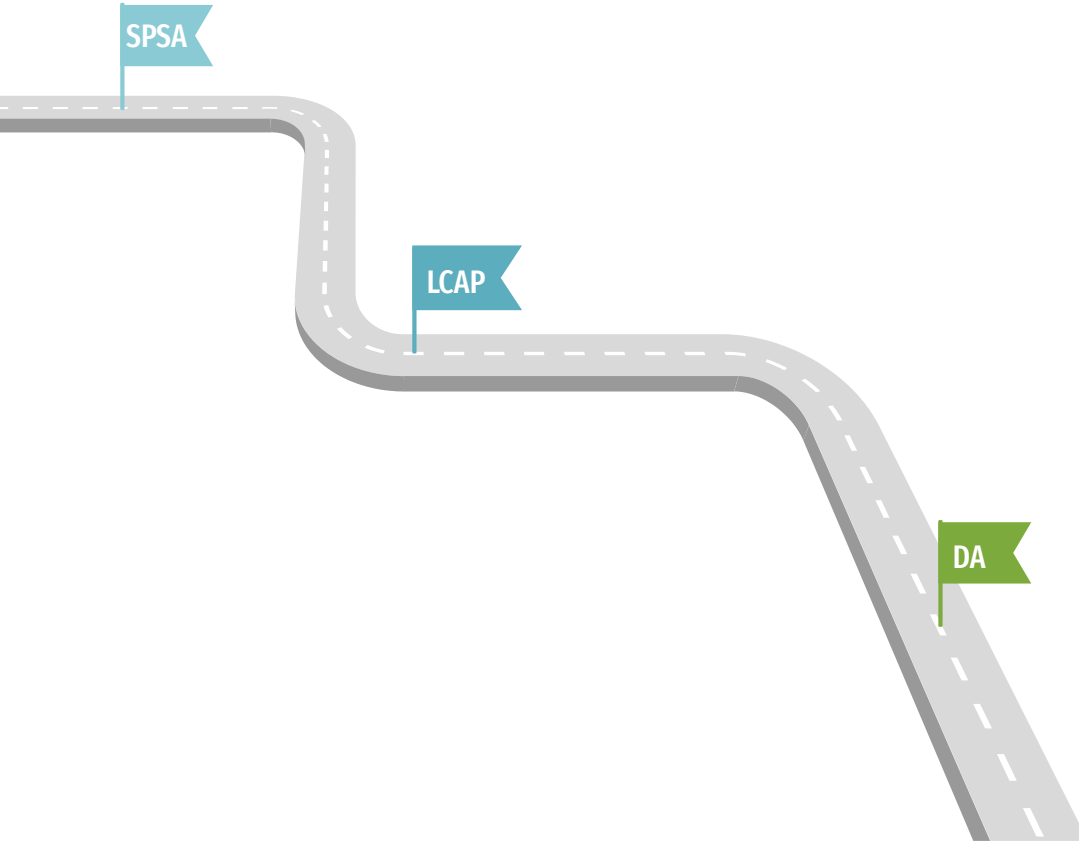


# **Anna Yates: School Plan For Student Achievement**

November 8, 2023



# What Is A School Plan For Student Achievement?



## SPSA

School Plan for Student Achievement; specific site based goals, actions, and funding to improve student performance

## LCAP

Local Control and Accountability Plan; district goals, actions, and funding that our SPSA must be aligned to

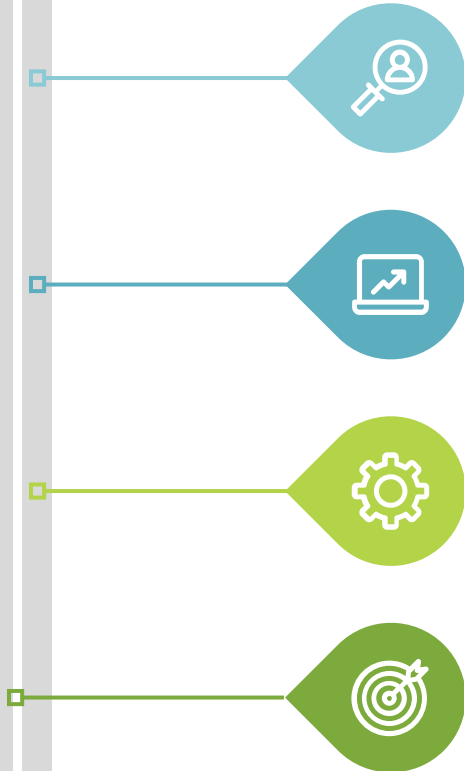
## DA

Differentiated Assistance; programmatic support for challenged populations related to CA Dashboard

# SPSA: Condensed Table of Contents



# Differences To Acknowledge This Year



## State Testing

We now have two years of back to back data to compare; last year we were making comparisons to 2018-19 data

## CA Dashboard

Will be updated in December; we continued to use 2022 Fall Dashboard data

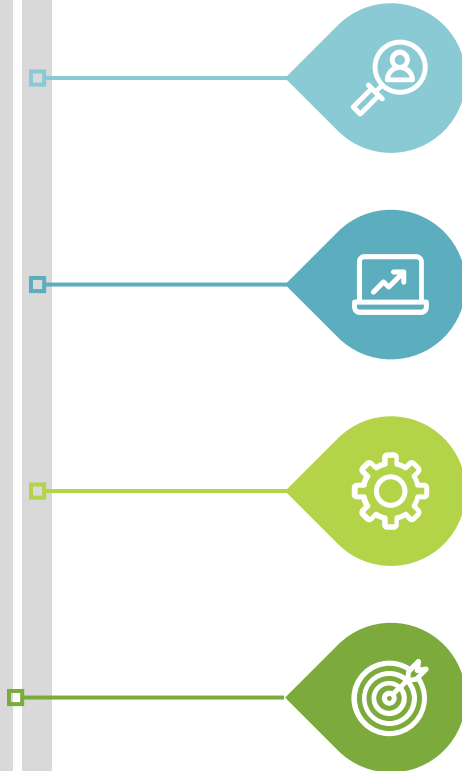
## Annual Updates

We were able to do annual updates on all goals but one since most goals did not shift; there were shifts in staffing that were highlighted in the annual reviews

## Review of Data

All data was recently released or manually inputted so that we have updated data to review (as long as it does not come from the Dashboard).

# Data Standout Using Available Data



## Enrollment

While enrollment has stayed consistent, there have been shifts in certain subpopulations, such as English Learners (decreasing to 17%) and Unhoused Students (now up to 10 students), highlighting the need to gather accurate and annual data

## Math

Our Math outcomes continue to be lower than the State Average; the middle school outcomes are impacted by the ongoing staffing challenges

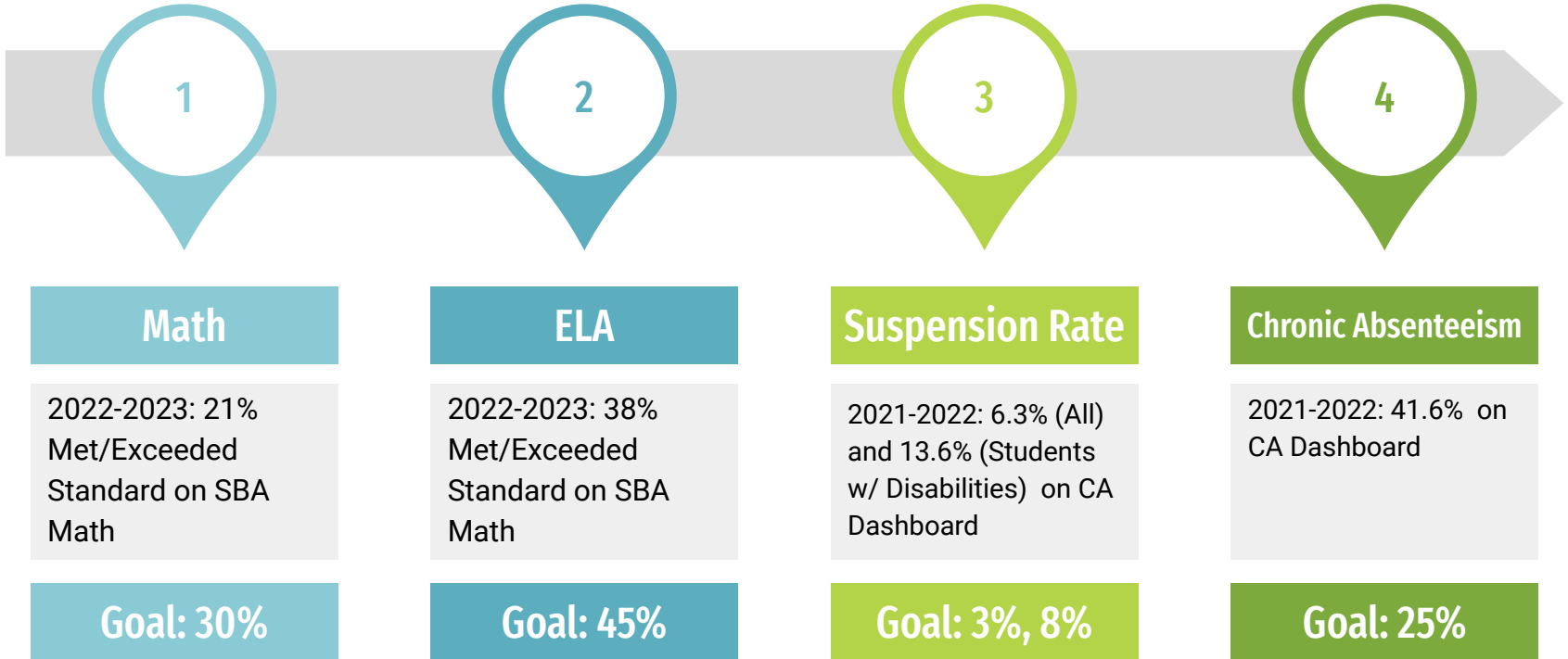
## Suspension Rates

According to the 2022 Fall Dashboard, the Students with Disabilities sub-population continues to be double to schoolwide suspension rate (13.6%); this years Dashboard data will continue to reflect a sub-population of students where IEP team recommended a change of placement including returning to home district

## Chronic Absenteeism

According to the 2022 Fall Dashboard, more than any other dashboard indicator, 8 subgroups are in red. Countywide, sites and Districts continued to experience high absenteeism rates and challenges.

# Student Performance Goals



# Goal 1: Mathematics

**By May 2024, 30% or more of our 3rd – 8th grade students will meet or exceed math standard on the 2023-24 California Smarter Balanced Assessment with a 10% growth, almost doubling the growth in comparison to the 2022-2023 School Year.**

**S1: All**

Teachers will continue teaching Eureka Math with fidelity; utilizing formative and summative assessments to assess future teaching and learning; Eureka PD will be provided by the publisher to new teachers and to expand knowledge of current users; Teachers will also agree to practices that incorporate number sense and math fluency; Teachers will focus on mathematical vocabulary, frontloading, and integrated ELD; Grade level collaboration will support next steps as well as the collaboration and pd cycles with Math Studio; Middle school will access instruction with the support of the Ellevate platform ----->Resources: Eureka Math Training, Eureka curriculum, Ellevate

**S2:  
All/SpEd**

Participating in iReady diagnostics, data driving math specific intervention block; Zearn reinforcing math concepts; Special education students will receive their SAI minutes per IEP; teachers may provide tutoring and homework help----->Resources: Tutoring and Homework Support, iReady, Zearn, Education Specialists

# Goal 2: English Language Arts

By May 2024, 45% or more of grade 3-8 students will meet or exceed English Language Art standard on the 2022-23 California Smarter Balanced Assessment with a 7% growth.

**S1: All**

Use of curriculum with fidelity; Identifying targeted interventions and strategies across all grade levels; ILT and consultant maximizing curriculum usage, creating sitewide short and long term writing goals as well examining if/when we are in need for a new adoption; Teachers will weekly/monthly grade level collaboration during the instructional day-----> Resource: ELA Curriculum, Music Collaboration, Hip Hop Class

**S2:  
All/SpEd**

Intervention Block, additional classroom support including instructional aides, americorp members, and EL instructional aides, Special Education students will access SAI according to their IEP's; After School tutoring and homework support-----> Resources: Instructional Aides, Americorp Members, Tutoring and homework support, SIPPS,

**S3:  
All**

iReady diagnostics and using lessons as a reteaching tool ; STAR assessments; CAASPP blocks and interim assessments-----> Resources: iReady, Accelerated reader



# Goal 3: Suspension Rates

By May 2024, we will have a reduce our suspension rate to 3% for All Students and 8% for Students with Disabilities from our 2022 6.3% and 13.6% respective rates per the 2022 Fall Dashboard.

**S1: All**

Regular opportunities to develop, model, and practice self regulation, social awareness, and social emotional competencies using consistent schoolwide tools and resources during morning meeting, weekly virtual announcements, calm corners, classroom circles, and advisory----> Resource: Second Step, [The Toolbox Project](#)

**S2:  
All/SpEd**

Enrichment opportunities during and after school to create engaging school spaces, create positive relations with adults, and increase engagement; [Provide access to mental health and wrap around resources, education and social skill groups; provide shared or individual aide support per IEP; Convening IEP meetings to discuss interventions and next steps, which may include a need to return to their home district \(if on IDT\)](#)----> Resources: Mentoring Position, Special Education Aides, Mental Health Provider, Behavioral Health Manager, Wellness interns

**S3:  
All/SpEd**

Spaces to reinforce expectations and incentive school rules such as assemblies or school wide announcements; individual contracts and plans aligned with schoolwide expectations Student Awards (Student of the Week, Trimester Awards)----> Resources: Incentives and Events

# Goal 4: Chronic Absenteeism

While we increase communication and supports with our families in our efforts to decrease chronic absenteeism, we will be able to reduce our chronic absenteeism rate by 10% to a chronic absenteeism rate of 31% as measured by the CA Dashboard.

**S1:  
All/SpEd**

Developing clear procedures including consistent attendance communication letters and conferencing; Hiring and utilizing staff to monitor, target, support, and communicate with the sites and specific students data and next steps ; Utilizing IEP teams to document and ensure appropriate placement----> Resource: A2A, Attendance clerk, Bilingual Parent Outreach Coordinator, Safe Passages/Americorp Parent Liaison,

**S2:  
All/SpEd**

School parent education nights and opportunities; Incentives and competitions for all stakeholders; For Special Education students, IEPs will be used as the forum to share resources and parent education by admin-----> Resources: Teacher presenters and food, incentives


# Thank You To Our SSC For Approving Our SPSA: Nov 6

## Certificated Staff

Emma DeGuzman  
Sheilvina Knight  
Camille Pires

## Certificated Staff

Jennifer Griffith  
Rashay Lankford  
Ashley Dale  
Alfie Maguire  
Michelle Jeter



## Principal

Samantha Burke

## Classified Staff

Magenta